

School Trends aims to provide you with the best value schoolwear for your children and to ensure that your garments keep looking good for longer. In all School Trends garments, you will find clear and concise wash care instructions to enable you to get the very best performance from them. To help you understand these wash care symbols we have put together a simple guide with an explanation of what the symbols mean.

General Garment Care Instructions

1. Always refer to the garment care instructions printed on the label inside your garment.
2. Always ensure you sort your garments into like for like colours and fabrics prior to washing.
3. Be careful not to overload your washing machine.
4. Turn garments inside out prior to machine washing.
5. Always wash dark colours separately.
6. For whites we recommend the use of wash care products that are specifically formulated for whites. This ensures your whites stay white.
7. The use of fabric softener is not recommended as it is known to break down fibres in clothing.
8. Stain removers containing optical brightening agents or bleach are not recommended for use on colours or darks.



Cool tumble dry below 60°



Do not tumble dry



30° machine wash with maximum agitation and normal spin



40° machine wash with maximum agitation and normal spin



40° machine wash with medium agitation and short spin



50° machine wash with medium agitation and short spin



Do not use Chlorine bleach



Cool iron



Warm iron



Do not iron

For schools that offer a parents online ordering option visit: www.stparent.co.uk



INTRODUCTION TO SCHOOL TRENDS

School Trends have been supplying school uniform for over 22 years. Our aim is to deliver clothing that represents excellent value for money without compromising on quality. All our garments are purpose made for the schoolwear market to ensure they are hard wearing and durable.

This parents guide is designed to help you select the correct sized garments for your child and provide basic garment care instructions. We hope you find it useful.

School Trends



PRODUCT RANGE

Classic Sweatshirt & Sweatcardi

70% Cotton (minimum), 30% Polyester



Hooded Sweatshirt

70% Cotton (minimum), 30% Polyester



Essential Sweatshirt & Sweatcardi

45% Acrylic, 30% Cotton, 15% Polyester, 10% Mixed Fibres



(We do not recommend tumble drying this garment)

Classic Polo Shirt

65% Cotton, 35% Polyester



Essential & Tipped Polo Shirt

65% Polyester, 35% Cotton



Knitted V-Neck Sweater

100% Acrylic Courtele Classic



(We do not recommend tumble drying this garment)

Knitted Cardigan

100% Acrylic Courtele Classic



(We do not recommend tumble drying this garment)

Gingham Dress & Scrunchie

73% Viscose, 27% Polyester



Pinafore Dress

45% Polyester, 27% Nylon, 24% Viscose, 4% Elastane



Long Sleeved Polo Shirt

100% Cotton



Fleece Jacket

100% Anti-pill Polyester



Ultimate Reversible Coat

Waterproof side - 100% Polyester Ripstop with PU coating

Fleece side - 100% Anti-pill Polyester



(Keep away from direct heat)

Tee Shirt

100% Cotton



Jog Pants

70% Cotton, 30% Polyester



Tracksuit Top & Bottoms

100% Polyester



All Weather Suit

100% Polyester with PVC coating



(Keep away from direct heat)

P.E. Shorts



Shadow Stripe 100% Polyester

Cotton 100% Cotton

Nylon 100% Nylon

Ties

100% Polyester



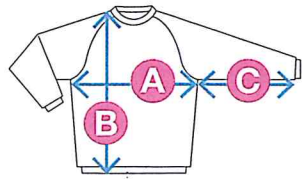
Knitted Hat

100% Acrylic

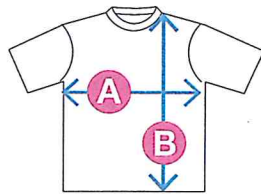


HOW TO MEASURE

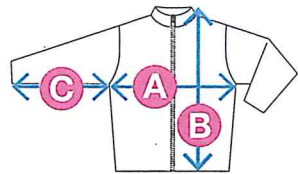
The diagrams below indicate the measurements you need to select the correct size garment for your child. We have included a tape measure at the bottom of this guide for your convenience.



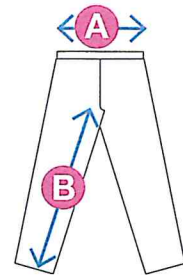
Sweatshirts, Sweatcardis, Knitwear and Long Sleeved Polo Shirts



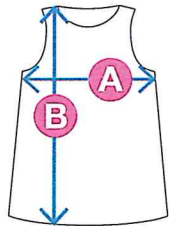
Polo Shirts and Tee Shirts



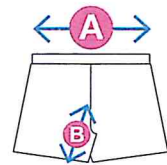
Reversible Coat, Fleece Jacket, Tracksuit Top, and All Weather Suit (Jacket)



Jog Pants, Tracksuit Bottom and All Weather Suit (Trousers)



Pinafore and Gingham Dresses



Shadow Stripe, Nylon and Cotton Shorts

Please note: Finished length measurements for tops, dresses and jackets are taken from the shoulder neck point to hem including rib trims if applicable. On all stated measurements please allow for 5% commercial tolerance.

GARMENT SPECIFICATION

Classic Sweatshirt, Essential Sweatshirt & Hooded Sweatshirt

Size to fit chest (inches)	22	24	26	28	30	32	S	M	L	XL	XXL
Approx. Age (years)	3	4	5	6/7	7/8	9/11	11/12				
A) Finished Chest (cm)	66	71	76	81	86	92	96	102	114	122	132
B) Finished Length (cm)	42	44.5	47	49.5	52	60	63.5	66	68.5	71	75
C) Finished Underarm (cm)	30.5	33	35.5	38	42	44.5	49.5	53.5	56	58.5	58.5

Classic Sweatcardi & Essential Sweatcardi

Size to fit chest (inches)	24	26	28	30	32	S	M	L	XL
Approx. Age (years)	4	5	6/7	7/8	9/11	11/12			
A) Finished Chest (cm)	71	76	81	86	92	96	106	116	122
B) Finished Length (cm)	44.5	47	49.5	52	60	65	71	73.5	76
C) Finished Underarm (cm)	33	35.5	38	42	44.5	49.5	53.5	56	58.5

Classic Polo Shirt & Essential Polo Shirt

Size to fit chest (inches)	22/24	26	28	30	32	S	M	L	XL	XXL
Approx. Age (years)	3/4	5/6	6/7	8/9	10/11	12/13				
A) Finished Chest (cm)	69	74	79	84	89	94	99	107	117	128
B) Finished Length (cm)	47	50	53.5	57	61	66	71	75	75	77

Tipped Polo Shirt

Approx. Age (years)	2/3	3/4	5/6	7/8	9/10	11/12	13	14/15	S	M	L	XL	XXL
A) Finished Chest (cm)	66	69	74	79	84	89	94	99	107	112	117	127	137
B) Finished Length (cm)	48.5	51	53.5	56	58.5	61	63.5	66	71	73.5	76	79	81.5

Knitwear

Size to fit chest (inches)	24	26	28	30	32	34	36	38
Approx. Age (years)	4	5	6/7	7/8	9/10	11/12	12/13	
A) Finished Chest (cm)	66	70	76	80	86	92	96	102
B) Finished Length (cm)	44	47	52	57	61	65	67.5	69
C) Finished Underarm (cm)	28	30	34	39	42	48	53	55

Gingham Dress

Approx. Age (years)	4	5	6	7	8	9	10	11
A) Finished Chest (cm)	66	68	70	72	74	77	80	83
B) Finished Length (cm)	58	61	64	67	70	74	78	82



Pinafore Dress

Approx. Age (years)	4	5	6	7	8	9	10	11
A) Finished Chest (cm)	69	70.5	72	74	76	78	82	86
B) Finished Length (cm)	60	63	66	69	72	76	80	84

Long Sleeved Polo Shirt

Size to fit chest (inches)	22/24	26	28	30	32	S
Approx. Age (years)	3/4	5/6	6/7	8/9	10/11	12/13
A) Finished Chest (cm)	69	74	79	84	89	94
B) Finished Length (cm)	47	50	53.5	57	61	66
C) Underarm including rib (cm)	32	35	36	39	42	45

Fleece Jacket

Approx. Age (years)	3/4	5/6	7/8	9/10	11/12	13/14	M	L	XL	XXL
A) Finished Chest (cm)	74	80	86	92	98	104	114	126	132	138
B) Finished Length (cm)	48	52	57	60	64	68	70	72	75	78
C) Underarm Length (cm)	26	31	36	40	43	47	49	51	53	55

Ultimate Reversible Coat

Approx. Age (years)	3/4	5/6	7/8	9/10	11/12	13/14	M	L	XL	XXL
A) Finished Chest (cm)	85	91	97	103	109	115	123	135	143	151
B) Finished Length (cm)	52	56	60	64	68	72	75	78	81	84
C) Underarm Length (cm)	31	36	40	43	45	49	53	55	57	59

Tee Shirt

Size to fit chest (inches)	22/24	26	28	30	32	S	M	L	XL	XXL
Approx. Age (years)	3/4	5/6	6/7	8/9	10/11	12/13				
A) Finished Chest (cm)	69	77	82	88	92	99	104	112	122	132
B) Finished Length (cm)	49	52	55.5	59	62	68	73	75	75	77

Jog Pants

Approx. Age (years)	3/4	4/5	5/6	7/8	9/10	11/12	S	M	L	XL
A) Waist Relaxed (cm)	48	49	50	52	54	57	60	64	68	72
B) Inside Leg (cm)	41.5	45	48	54.5	61.5	70.5	73.5	74.5	76	77.5

Tracksuit Top

Size to fit chest (inches)	26	28	30	32	34-36	38-40	42-44	46-48	50-52
A) Finished Chest (cm)	94	100	106	112	118	126	134	138	146
B) Finished Length (cm)	50	55	60	65	70	73	77	79	81
C) *Sleeve Length (cm)	53	58	63	69	75	84	86	88	89

*Sleeve length is measured from the highest point which is from where the shoulder meets the collar

Tracksuit Bottom

Size to fit waist (inches)	18-20	20-22	22-24	24-26	26-28	28-30
A) Waist Relaxed (cm)	48	51	53	56	59	63
B) Inside Leg (cm)	43	47	52	57.5	63	68

Tracksuit Bottom cont'd

Size to fit waist (inches)	30-32	32-34	34-36	38-40	42-44	46-48
A) Waist Relaxed (cm)	67	73	79	88	96	104
B) Inside Leg (cm)	73	77.5	81	84.5	87	89

All Weather Suit (Jacket)

Approx. Age (years)	XS 3/4	S 5/6	M 7/8	L 9/10	XL 11/12
A) Finished Chest (cm)	86	91	96	101	106
B) Finished Length (cm)	53	60	62	64	66
C) Underarm Length (cm)	32	38	40	41	42

All Weather Suit (Trouser)

Approx. Age (years)	XS 3/4	S 5/6	M 7/8	L 9/10	XL 11/12
A) Waist Relaxed (cm)	42	45	48	51	53
B) Inside Leg (cm)	46	50	54	58	60

Shadow Stripe, Cotton & Nylon PE. Short

Size to fit waist (inches)	18/20	22/24	26/28	30/32	34/36	38/40
Approx. Age (years)	2/3	4/7	7/10	11/13	Adult	Adult
A) Waist Relaxed (cm)	42	46	50	54	58	64
B) Cotton/Nylon Inside Leg (cm)		5	5.5	6	6.5	
B) Shadow Stripe Inside Leg (cm)	6	8	9	10	11	13